

Lakeview Nature Area Winter Nature Printable Bundle

TWELVE INVITATIONS TO INSPIRE
CREATIVE EXPRESSION AND DISCOVERY THROUGH NATURE



This bundle includes 12 nature printables that can be downloaded for use at home and outdoors. Each printable includes a suggested materials list when needed and step-by-step instructions. Happy exploring and tag us at @lakeviewnaturearea with your nature inspired creations!

Nature Noticing Journal

A COLLECTION OF NATURE FIRSTS

There are lots of exciting things you can find if you go on a nature walk in your neighborhood! Follow the instructions on the right to build your own DIY Nature Noticing journal to track the nature "firsts" you discover each season!

Did you know?


The month of March is often when many ducks and geese move through Illinois. What birds are you spotting flying overhead where you live what do you love spotting each year?

INSTRUCTIONS:

1. Print off a copy of this page. It includes both the cover and one page insert.
2. Print as many additional insert pages (found on the second PDF page) as you'd like for your winter journal.
3. Next, cut along each dotted line and then fold the page in half along the solid line. Some trimming may be necessary.
4. Assemble your journal by placing your pages inside the cover. Staple or stitch along the solid line to complete your journal.
5. Begin your outdoor adventure, fill in your journal notes, and use the extra blank interior pages for fun additional sketching and journaling!



Draw a picture of your favorite first:



Nature Noticing Journal

A BOOK OF NATURE FIRSTS

THIS JOURNAL BELONGS TO: _____

Use this space to sketch or attach your discovery:

Date: _____ Place: _____ Time: _____

Use this space to sketch or attach your discovery:

Date: _____ Place: _____ Time: _____

Use this space to sketch or attach your discovery:

Use this space to sketch or attach your discovery:

Date: _____ Place: _____ Time: _____

Date: _____ Place: _____ Time: _____

Use this space to sketch or attach your discovery:

Use this space to sketch or attach your discovery:

Date: _____ Place: _____ Time: _____


Date: _____ Place: _____ Time: _____

Use this space to sketch or attach your discovery:

Use this space to sketch or attach your discovery:

Date: _____ Place: _____ Time: _____

Date: _____ Place: _____ Time: _____



Nature Coloring Sheet

EXTRAORDINARY EGG COLORS



Macomb Park District

Tiny World Terrarium

Let the imaginative play begin! To get started, simply print and carefully cut out around the objects and "fill" your terrarium. Grab an envelope and save your cut pieces for another day!

A terrarium is a clear and non-draining container that holds a small natural environment. Mosses are small plants that grow in clumps in shady and moist locations. Since mosses and ferns love a moist environment, a terrarium serves as a perfect home!

Have fun and tag us at @lakeviewnaturearea with your tiny terrarium!







Macomb Park District

Butterfly Hide and Seek


Ready for a fun twist on hide and seek at home? Carefully cut around each butterfly and the butterfly key. Next, hide the butterflies throughout your house and have your little one use key to find all 14 hidden fliers!

Happy adventuring and tag us at [@lakeviewnaturearea](https://www.instagram.com/lakeviewnaturearea) with highlights from your butterfly exploration!





CAN YOU FIND 14
HIDDEN BUTTERFLIES?





Nature Love Notes

Celebrate love everyday
with our little nature
notes you can print from
home! Cut along the
solid lines and share
them with all the special
people in your life!

Happy love day from
[@lakeviewnaturearea](https://www.lakeviewnaturearea.com)
and [@macombparks!](https://www.macombparks.com)




BEE
MINE

HAPPY LOVE DAY!

TO:

FROM:




I'VE
POLLEN
FOR
YOU

HAPPY LOVE DAY!

TO:

FROM:



YOU
HELP
ME
BLOOM

HAPPY LOVE DAY!

TO:

FROM:



HEY
THERE,
LOVE
BUG

HAPPY LOVE DAY!

TO:

FROM:



YOU
MAKE
MY
HEART
FLUTTER

HAPPY LOVE DAY!

TO:

FROM:



YOU'RE
MY
BEST
BUD

HAPPY LOVE DAY!

TO:

FROM:



YOU
ARE MY
SUNSHINE

HAPPY LOVE DAY!

TO:

FROM:



Nature Coloring Sheet

CELEBRATING MIDWINTER



Backyard Birding Cards

WINTER
IN ILLINOIS
EDITION

Let your birding and
identifying adventure
begin!

To get started, simply
print and carefully cut
out the individual cards.

Add binoculars, a
sketchbook, a pencil,
and your favorite quiet
spot for birding!

Birds can be
everywhere! The best
time to look for birds is
during their early
morning and late
afternoon feeding times,
as this is when they are
most active.

Happy exploring and
tag us at
[@lakeviewnaturearea](https://twitter.com/lakeviewnaturearea)
with your backyard
birding discoveries!



Blue Jay



House Finch



Downy
Woodpecker



Dark-eyed
Junco



Black-capped
Chickadee



American
Robin



European
Starling



American Tree
Sparrow



Northern
Cardinal



Mourning
Dove



American
Goldfinch



Tufted
Titmouse



Song
Sparrow



Red-bellied
Woodpecker



Nature Coloring Sheet

HOUSEPLANT FRIENDS

Winter Nature Journal

NOTICING THE SEASONAL SHIFT

There are lots of exciting things you can find if you go on a nature walk in your neighborhood! Follow the instructions on the right to build your own DIY winter nature journal to track your favorite things about the season!

Did you know?



Eleven Illinois mammal species hibernate in winter, including the meadow jumping mouse, woodchuck, thirteen-lined ground squirrel, and the little brown bat.

INSTRUCTIONS:

1. Print off a copy of this page. It includes both the cover and one page insert.
2. Print as many additional insert pages (found on the second PDF page) as you'd like for your winter journal.
3. Next, cut along each dotted line and then fold the page in half along the solid line. Some trimming may be necessary.
4. Assemble your journal by placing your pages inside the cover. Staple or stitch along the solid line to complete your journal.
5. Begin your outdoor adventure, fill in your journal notes, and use the extra blank interior pages for fun additional sketching and journaling!



Draw a picture of your favorite winter discovery:



Winter Nature Journal

THIS JOURNAL BELONGS TO: _____

Use this space to sketch or attach your discovery:

Use this space to sketch or attach your discovery:

Date: _____ Place: _____ Time: _____

Date: _____ Place: _____ Time: _____

Use this space to sketch or attach your discovery:

Use this space to sketch or attach your discovery:

Date: _____ Place: _____ Time: _____

Date: _____ Place: _____ Time: _____

Use this space to sketch or attach your discovery:

Use this space to sketch or attach your discovery:

Date: _____ Place: _____ Time: _____

Date: _____ Place: _____ Time: _____

Use this space to sketch or attach your discovery:

Use this space to sketch or attach your discovery:

Date: _____ Place: _____ Time: _____

Date: _____ Place: _____ Time: _____

Mini Nature Bingo Cards

CELEBRATING WINTER EDITION

Let's take a winter hike! These "Mini Nature Bingo Cards" are the perfect size for your next backpack adventure!

Find all the items in a straight or diagonal line to get "Bingo!" If you have enough time, try to find all the items on the card for "Mega Bingo!" Happy exploring and tag us at @lakeviewnaturearea with highlights from your nature bingo scavenger hunt!



INSTRUCTIONS:

1. Cut out the cards below on the solid line.
2. Glue or tape them onto a heavy weight paper to add strength and trim off the excess. You can also choose to laminate them by covering both sides of the card with clear packing tape to make them waterproof.
3. Take a walk through your your backyard, neighborhood or park to fill your bingo card.
4. Use small clips, clothespins, or a pencil to mark off the items you discover. If you laminated your cards, a crayon works great for recording your discoveries and it also can be wiped away easily for your next adventure!




Nature Gift Tags

What's your favorite way to make someone smile? Whether it's a special batch of cookies or a new bird feeder for a friend, we hope you'll enjoy using these nature-filled gift tags! Happy coloring and giftng from your friends @lakeviewnaturearea! Enjoy!

INSTRUCTIONS:

1. Print off this sheet on regular or heavy weight paper.
2. Carefully cut out the tags along the solid grey line.
2. Grab your favorite art materials and color in the plants and flowers featured on the tags.
3. Tape your tag to your gift and share your love!





Macomb Park District

Cut and Play Winter Scene

CREATE YOUR OWN IMAGINATIVE WORLD!

Let the winter imaginative play begin! To get started, simply print and carefully cut out around the winter themed objects and animals on page 1 and 3. Next, use page 2 as your winter backdrop and start arranging! What woodland adventures will your creatures enjoy and what stories can you create? Grab an envelope and save your cut pieces for another day.

Have fun and tag us at [@lakeviewnaturearea](https://www.instagram.com/lakeviewnaturearea) with your winter imaginative play!

